

Product data sheet

Miniature connectors

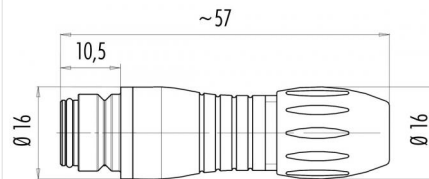


Product description	Snap-In IP67 female cable connector, Contacts: 3, 4.0 - 6.0 mm, shielding is not possible, solder, IP67, VDE
Area	Snap-In IP67 series 720
Order number	99 9106 00 03

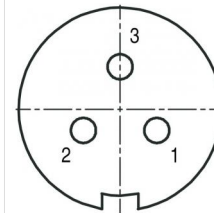
Illustration



Scale drawing



Contact arrangement (Plug-in side)



	X	Y
1	2,43	-1,40
2	-2,43	-1,40
3	0,00	2,80

You can find the component part drawing and assembly instructions on the next page.

Technical data

General values

Connector design	female cable connector
Connector locking system	snap
Termination	solder
Wire gauge (mm)	max. 0.75 mm ²
Wire gauge (AWG)	max. 18
Cable outlet	4.0 - 6.0 mm
Upper limit temperature	85 °C
Lower limit temperature	- 25 °C
Customs tariff number	85369010
Packaging Unit	100

Electrical values

Rated current (40 °C)	7 A
Rated voltage	250 V
Rated impulse voltage	2500 V
Pollution degree	2
Overvoltage category	II
Insulating material group	II
Insulation resistance	≥ 10 ¹⁰ Ω
EMC compliance	shielding is not possible
Degree of protection	IP67
Mechanical operation	> 500 Mating cycles

Cable data

Approval 1	VDE
------------	-----

Material

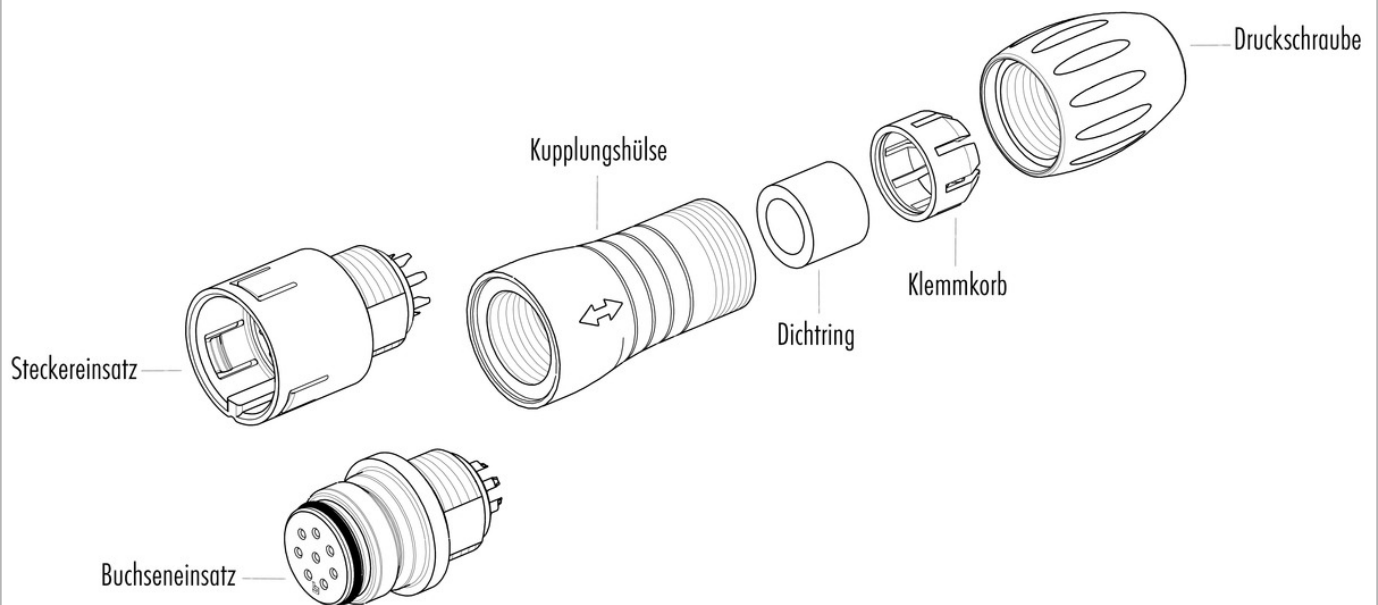
Contact material	CuSn (bronze)
Contact plating	Au (gold)
Contact body material	PA (UL94 V-0)
Housing material	PA
REACH SVHC	CAS 96-45-7 (Imidazolidine-2-thione) CAS 7439-92-1 (Lead)



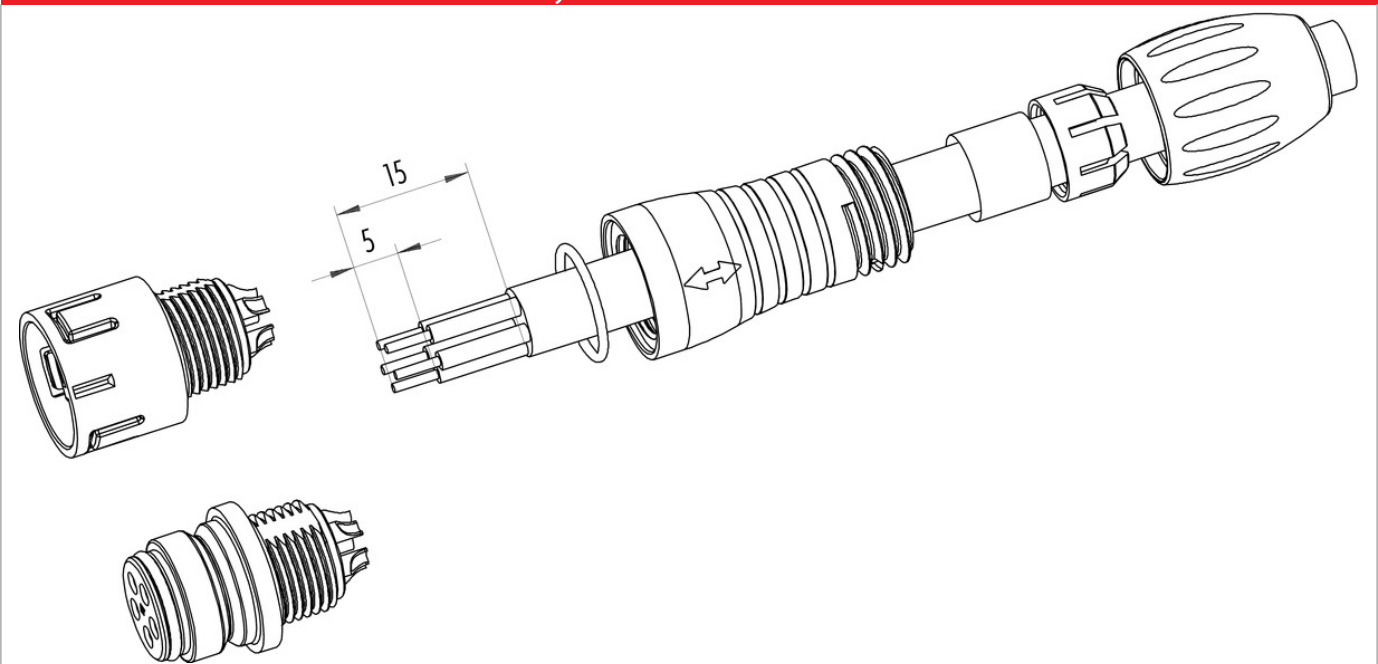
Product description Snap-In IP67 female cable connector, Contacts: 3, 4.0 - 6.0 mm, shielding is not possible, solder, IP67, VDE

Area Snap-In IP67 series 720
Order number 99 9106 00 03

Component part drawing



Assembly instructions / Panel cut-out



Product description	Snap-In IP67 female cable connector, Contacts: 3, 4.0 - 6.0 mm, shielding is not possible, solder, IP67, VDE
Area	Snap-In IP67 series 720
Order number	99 9106 00 03

Security notices

The connector must not be connected or separated under load. Non-observance and incorrect use can result in personal injury.

The connectors are designed for use in plant, control system and electrical equipment. The end user is responsible for checking whether the connectors are suitable for use in other applications.

To prevent the connector being opened unintentionally when used in electrical circuits containing hazardous life parts, the thread between the housing and the connector head must be secured using a suitable cyanoacrylate adhesive. This does not apply to connectors used in SELV and PELV circuits according to IEC 61140 (EN 61140, VDE 0140-1).

Connectors used in electrical circuits containing hazardous life parts must only be assembled and used by or under the supervision of persons with the requisite electrotechnical training, taking the applicable regulations and standards into account.

Connectors with degree of protection IP 67 and IP 68 are not suitable for use under water. When used outdoors, the connectors must be separately protected against corrosion. For further information about IP degrees of protection refer to 'Technical support' in the Download Centre.